


# DeepClean - Flat Top - Wall Mounted - Standard Grilles



Radiator Type

SF/Type 11

HF/Type 12

DF/Type 22

TF/Type 33



Casing Depths

145mm

165mm


200mm

260mm

Casing Height (mm)	Casing Length (mm)	SF/Type 11			HF/Type 12			DF/Type 22			TF/Type 33		
		Output Watts ( $\Delta T50$ )	Output Watts ( $\Delta T30$ )	Product Code	Output Watts ( $\Delta T50$ )	Output Watts ( $\Delta T30$ )	Product Code	Output Watts ( $\Delta T50$ )	Output Watts ( $\Delta T30$ )	Product Code	Output Watts ( $\Delta T50$ )	Output Watts ( $\Delta T30$ )	Product Code
550	600	192	99	DFW5506SF	292	150	DFW5506HF	375	192	DFW5506DF			
	700	241	124	DFW5507SF	365	187	DFW5507HF	468	240	DFW5507DF	647	332	DFW5507TF
	800	289	148	DFW5508SF	438	225	DFW5508HF	562	288	DFW5508DF	776	398	DFW5508TF
	900	337	173	DFW5509SF	511	262	DFW5509HF	655	336	DFW5509DF	905	464	DFW5509TF
	1000	385	198	DFW5510SF	584	300	DFW5510HF	749	384	DFW5510DF			
	1100	433	222	DFW5511SF	657	337	DFW5511HF	843	432	DFW5511DF	1164	597	DFW5511TF
	1200	481	247	DFW5512SF	730	374	DFW5512HF	936	480	DFW5512DF	1293	663	DFW5512TF
	1300	530	272	DFW5513SF	803	412	DFW5513HF	1027	527	DFW5513DF	1422	730	DFW5513TF
	1400	578	296	DFW5514SF	876	449	DFW5514HF	1123	576	DFW5514DF	1552	796	DFW5514TF
	1500	626	321	DFW5515SF									
	1600	674	346	DFW5516SF	1022	524	DFW5516HF	1311	673	DFW5516DF	1810	929	DFW5516TF
	1800	771	395	DFW5518SF	1168	599	DFW5518HF	1498	768	DFW5518DF	2069	1062	DFW5518TF
	2000	867	445	DFW5520SF	1314	674	DFW5520HF	1686	865	DFW5520DF	2327	1194	DFW5520TF
	2200	963	494	DFW5522SF				1873	961	DFW5522DF	2586	1327	DFW5522TF
2400	1059	543	DFW5524SF				2059	1057	DFW5524DF				
2600	1155	593	DFW5526SF				2247	1153	DFW5526DF				

Casing Height (mm)	Casing Length (mm)	SF/Type 11			HF/Type 12			DF/Type 22			TF/Type 33		
		Output Watts ( $\Delta T50$ )	Output Watts ( $\Delta T30$ )	Product Code	Output Watts ( $\Delta T50$ )	Output Watts ( $\Delta T30$ )	Product Code	Output Watts ( $\Delta T50$ )	Output Watts ( $\Delta T30$ )	Product Code	Output Watts ( $\Delta T50$ )	Output Watts ( $\Delta T30$ )	Product Code
650	600	248	127	DFW6506SF	372	191	DFW6506HF	480	246	DFW6506DF			
	700	311	159	DFW6507SF	465	239	DFW6507HF	600	308	DFW6507DF	829	426	DFW6507TF
	800	372	191	DFW6508SF	558	286	DFW6508HF	719	369	DFW6508DF	995	510	DFW6508TF
	900	434	223	DFW6509SF	651	334	DFW6509HF	839	431	DFW6509DF	1161	595	DFW6509TF
	1000	497	255	DFW6510SF	744	382	DFW6510HF	959	492	DFW6510DF	1326	680	DFW6510TF
	1100	558	286	DFW6511SF	837	430	DFW6511HF	1079	553	DFW6511DF	1493	766	DFW6511TF
	1200	620	318	DFW6512SF	930	477	DFW6512HF	1199	615	DFW6512DF	1658	851	DFW6512TF
	1300	683	350	DFW6513SF	1024	525	DFW6513HF	1319	677	DFW6513DF	1824	936	DFW6513TF
	1400	744	382	DFW6514SF	1116	573	DFW6514HF	1438	738	DFW6514DF	1990	1021	DFW6514TF
	1500	806	414	DFW6515SF	1210	620	DFW6515HF	1558	799	DFW6515DF			
	1600	869	446	DFW6516SF	1302	668	DFW6516HF	1679	861	DFW6516DF			
	1700	931	478	DFW6517SF	1396	716	DFW6517HF	1799	923	DFW6517DF			
	1800	992	509	DFW6518SF	1488	763	DFW6518HF	1918	984	DFW6518DF	2653	1361	DFW6518TF
	2000	1117	573	DFW6520SF	1674	859	DFW6520HF	2158	1107	DFW6520DF	2984	1531	DFW6520TF
2200	1241	636	DFW6522SF	1860	954	DFW6522HF	2398	1230	DFW6522DF	3316	1701	DFW6522TF	
2400	1364	700	DFW6524SF	2046	1050	DFW6524HF	2637	1353	DFW6524DF	3648	1871	DFW6524TF	
2600	1489	764	DFW6526SF	2232	1145	DFW6526HF	2877	1476	DFW6526DF				

# DeepClean - Flat Top - Wall Mounted - Standard Grilles



Radiator Type

SF/Type 11

HF/Type 12

DF/Type 22

TF/Type 33



Casing Depths

145mm

165mm


200mm

260mm

Casing Height (mm)	Casing Length (mm)	SF/Type 11			HF/Type 12			DF/Type 22			TF/Type 33		
		Output Watts ( $\Delta T50$ )	Output Watts ( $\Delta T30$ )	Product Code	Output Watts ( $\Delta T50$ )	Output Watts ( $\Delta T30$ )	Product Code	Output Watts ( $\Delta T50$ )	Output Watts ( $\Delta T30$ )	Product Code	Output Watts ( $\Delta T50$ )	Output Watts ( $\Delta T30$ )	Product Code
750	500	223	115	DFW7505SF									
	600	298	153	DFW7506SF	448	230	DFW7506HF	577	296	DFW7506DF			
	700	373	191	DFW7507SF	560	287	DFW7507HF	721	370	DFW7507DF	997	511	DFW7507TF
	800	448	230	DFW7508SF	671	344	DFW7508HF	864	443	DFW7508DF	1195	613	DFW7508TF
	900	522	268	DFW7509SF	783	402	DFW7509HF	1008	517	DFW7509DF	1395	715	DFW7509TF
	1000	596	306	DFW7510SF	895	459	DFW7510HF	1153	591	DFW7510DF	1594	818	DFW7510TF
	1100	671	344	DFW7511SF	1007	516	DFW7511HF	1297	665	DFW7511DF	1793	920	DFW7511TF
	1200	746	383	DFW7512SF	1119	574	DFW7512HF	1441	739	DFW7512DF	1993	1022	DFW7512TF
	1300	821	421	DFW7513SF	1231	631	DFW7513HF	1585	813	DFW7513DF	2192	1125	DFW7513TF
	1400	895	459	DFW7514SF	1342	689	DFW7514HF	1729	887	DFW7514DF	2391	1227	DFW7514TF
	1500	969	497	DFW7515SF	1454	746	DFW7515HF	1873	961	DFW7515DF	2591	1329	DFW7515TF
	1600	1044	536	DFW7516SF	1566	804	DFW7516HF	2018	1035	DFW7516DF	2790	1431	DFW7516TF
	1700	1119	574	DFW7517SF	1679	861	DFW7517HF	2162	1109	DFW7517DF			
	1800	1193	612	DFW7518SF	1790	918	DFW7518HF	2305	1183	DFW7518DF			
	2000	1342	689	DFW7520SF	2014	1033	DFW7520HF	2593	1330	DFW7520DF	3587	1840	DFW7520TF
	2200	1492	765	DFW7522SF	2237	1148	DFW7522HF	2882	1478	DFW7522DF	3985	2045	DFW7522TF
2400	1641	842	DFW7524SF	2461	1262	DFW7524HF	3170	1626	DFW7524DF	4384	2249	DFW7524TF	
2600	1790	918	DFW7526SF	2685	1377	DFW7526HF	3459	1774	DFW7526DF				

Casing Height (mm)	Casing Length (mm)	SF/Type 11			HF/Type 12			DF/Type 22			TF/Type 33		
		Output Watts ( $\Delta T50$ )	Output Watts ( $\Delta T30$ )	Product Code	Output Watts ( $\Delta T50$ )	Output Watts ( $\Delta T30$ )	Product Code	Output Watts ( $\Delta T50$ )	Output Watts ( $\Delta T30$ )	Product Code	Output Watts ( $\Delta T50$ )	Output Watts ( $\Delta T30$ )	Product Code
850	500	259	133	DFW8505SF	389	200	DFW8505HF	499	256	DFW8505DF			
	600	345	177	DFW8506SF	519	266	DFW8506HF	666	342	DFW8506DF	920	472	DFW8506TF
	700	432	221	DFW8507SF	649	333	DFW8507HF	832	427	DFW8507DF	1150	590	DFW8507TF
	800	518	266	DFW8508SF	778	399	DFW8508HF	998	512	DFW8508DF	1380	708	DFW8508TF
	900	604	310	DFW8509SF	908	466	DFW8509HF	1164	597	DFW8509DF	1610	826	DFW8509TF
	1000	691	354	DFW8510SF	1038	532	DFW8510HF	1331	683	DFW8510DF	1840	944	DFW8510TF
	1100	777	399	DFW8511SF	1167	599	DFW8511HF	1497	768	DFW8511DF	2070	1062	DFW8511TF
	1200	863	443	DFW8512SF	1297	665	DFW8512HF	1663	853	DFW8512DF	2300	1180	DFW8512TF
	1300	950	487	DFW8513SF	1427	732	DFW8513HF	1830	939	DFW8513DF	2529	1298	DFW8513TF
	1400	1036	531	DFW8514SF	1556	798	DFW8514HF	1996	1024	DFW8514DF	2760	1416	DFW8514TF
	1500	1122	576	DFW8515SF	1686	865	DFW8515HF	2163	1109	DFW8515DF			
	1600	1209	620	DFW8516SF	1816	931	DFW8516HF	2329	1195	DFW8516DF	3220	1652	DFW8516TF
	1700	1295	664	DFW8517SF	1946	998	DFW8517HF	2496	1280	DFW8517DF			
	1800	1381	709	DFW8518SF	2075	1064	DFW8518HF	2661	1365	DFW8518DF	3679	1887	DFW8518TF
	2000	1554	797	DFW8520SF	2334	1198	DFW8520HF	2994	1536	DFW8520DF	4139	2124	DFW8520TF
	2200	1727	886	DFW8522SF	2593	1330	DFW8522HF	3327	1707	DFW8522DF	4600	2360	DFW8522TF
2400	1899	974	DFW8524SF	2852	1463	DFW8524HF	3660	1877	DFW8524DF				
2600	2072	1063	DFW8526SF	3112	1597	DFW8526HF	3993	2048	DFW8526DF				

# DeepClean - Flat Top - Wall Mounted - Standard Grilles



Radiator Type

SF/Type 11

HF/Type 12

DF/Type 22

TF/Type 33



Casing Depths

145mm

165mm

200mm

260mm

Casing Height (mm)	Casing Length (mm)	SF/Type 11			HF/Type 12			DF/Type 22			TF/Type 33		
		Output Watts ( $\Delta T50$ )	Output Watts ( $\Delta T30$ )	Product Code	Output Watts ( $\Delta T50$ )	Output Watts ( $\Delta T30$ )	Product Code	Output Watts ( $\Delta T50$ )	Output Watts ( $\Delta T30$ )	Product Code	Output Watts ( $\Delta T50$ )	Output Watts ( $\Delta T30$ )	Product Code
950	600	389	200	DFW9506SF	587	301	DFW9506HF	748	384	DFW9506DF	1032	530	DFW9506TF
	700	487	250	DFW9507SF	733	376	DFW9507HF	935	479	DFW9507DF	1291	662	DFW9507TF
	800	584	300	DFW9508SF	879	451	DFW9508HF	1121	575	DFW9508DF	1548	794	DFW9508TF
	900	681	349	DFW9509SF	1026	526	DFW9509HF	1308	671	DFW9509DF	1806	926	DFW9509TF
	1000	778	399	DFW9510SF	1173	602	DFW9510HF	1495	767	DFW9510DF	2064	1059	DFW9510TF
	1100	876	449	DFW9511SF	1319	677	DFW9511HF	1682	863	DFW9511DF	2322	1191	DFW9511TF
	1200	973	499	DFW9512SF	1466	752	DFW9512HF	1869	959	DFW9512DF	2580	1324	DFW9512TF
	1300	1070	549	DFW9513SF	1613	827	DFW9513HF	2056	1055	DFW9513DF	2838	1456	DFW9513TF
	1400	1168	599	DFW9514SF	1759	902	DFW9514HF	2243	1151	DFW9514DF	3096	1588	DFW9514TF
	1500	1265	649	DFW9515SF	1905	978	DFW9515HF	2430	1246	DFW9515DF			
	1600	1362	699	DFW9516SF	2052	1053	DFW9516HF	2617	1342	DFW9516DF	3613	1853	DFW9516TF
	1700	1460	749	DFW9517SF				2804	1438	DFW9517DF			
	1800	1557	799	DFW9518SF	2345	1203	DFW9518HF	2990	1534	DFW9518DF	4128	2118	DFW9518TF
	2000	1751	898	DFW9520SF	2639	1354	DFW9520HF	3364	1726	DFW9520DF			
	2200	1946	998	DFW9522SF				3738	1918	DFW9522DF			
2400	2140	1098	DFW9524SF				4112	2109	DFW9524DF				
2600	2334	1198	DFW9526SF				4486	2301	DFW9526DF				

Casing Height (mm)	Casing Length (mm)	SF/Type 11			HF/Type 12			DF/Type 22			TF/Type 33		
		Output Watts ( $\Delta T50$ )	Output Watts ( $\Delta T30$ )	Product Code	Output Watts ( $\Delta T50$ )	Output Watts ( $\Delta T30$ )	Product Code	Output Watts ( $\Delta T50$ )	Output Watts ( $\Delta T30$ )	Product Code	Output Watts ( $\Delta T50$ )	Output Watts ( $\Delta T30$ )	Product Code
1150	600	466	239	DFW1106SF	712	365	DFW1106HF	893	458	DFW1106DF	1227	630	DFW1106TF
	700	584	300	DFW1107SF	890	457	DFW1107HF	1116	573	DFW1107DF	1534	787	DFW1107TF
	800	700	359	DFW1108SF	1067	547	DFW1108HF	1339	687	DFW1108DF	1841	945	DFW1108TF
	900	817	419	DFW1109SF	1245	639	DFW1109HF	1562	801	DFW1109DF	2148	1102	DFW1109TF
	1000	934	479	DFW1110SF	1424	731	DFW1110HF	1785	916	DFW1110DF	2455	1259	DFW1110TF
	1100	1050	539	DFW1111SF				2008	1030	DFW1111DF	2762	1417	DFW1111TF
	1200	1167	599	DFW1112SF				2231	1145	DFW1112DF	3069	1574	DFW1112TF
	1300	1283	658	DFW1113SF				2455	1259	DFW1113DF			
	1400	1400	718	DFW1114SF				2677	1373	DFW1114DF			
	1500							2901	1488	DFW1115DF			
	1600	1633	838	DFW1116SF				3124	1603	DFW1116DF			

\*For installations where the guard does not extend to the floor, a base plate can be supplied. If this is required, please add **BP** to the end of the product code.\*

■ \*Please note: the highlighted lines are on an 13-17 weeks lead time.\*